



## Submittal Data

### GPM-3 Foam Insulated Modules



Project Name:

Contractor:

Engineer:

Order Number:

Additional Information:

## Technical Data

Circulator(s): Grundfos Series UP26-99 or UP26-116  
 Cabinet: Powder-coated steel  
 Insulation: CFC-free, polyurethane foam  
 Valves: 1" Full-port, 3-Way, 4-Position flushing and service valve, C37700 brass body, C36000 brass spool, NBR seals, stainless steel retaining ring

Max. Fluid Temperature: 140° F  
 Min. Fluid Temperature: 20° F  
 Max. Operating Pressure: 145 psig  
 Min. Operating Pressure: 1.3 psig  
 Max. Ambient Air Temp: 104° F

## Electrical Data

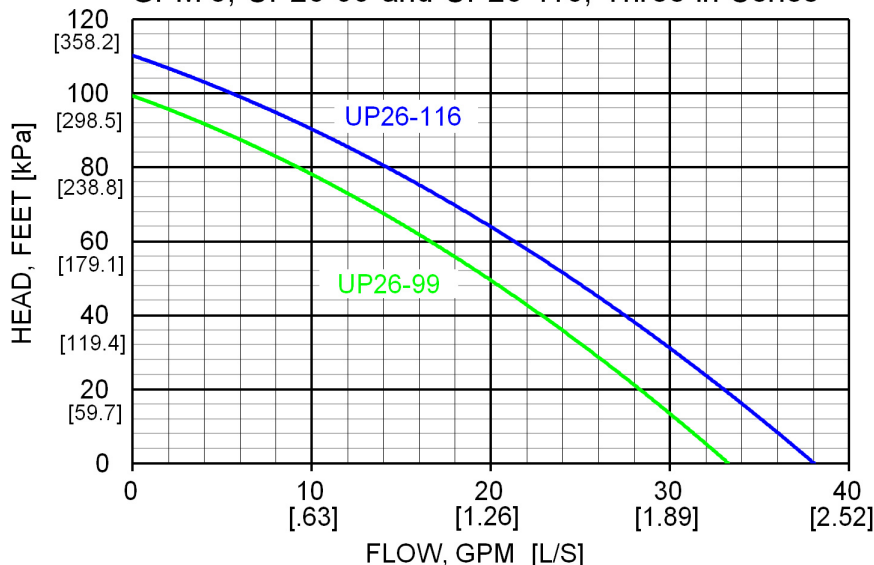
Motor: 230 V, 208-230 V, or 115 V, 60 Hz, single phase, 2-pole, UL and CSA approved, internal thermal overload protection, insulation class F

Part Number	Pump Motor	Nominal HP	Volts	Amps*	Watts*	Capacitor*	Pump Housing (Volute)
1229	UP26-99 1x230V	1/6	230	1.07	245	2.5 µf/380V	Cast Iron
1231	UP26-116 1x230V		208-230	1.8	377	2.5 µf/380V	Cast Iron
1233	UP26-99 1x115V		115	2.15	245	10 µf/180V	Cast Iron
1235	UP26-116 1x230V Bronze		208-230	1.8	377	2.5 µf/380V	Bronze

\*Data is maximum per pump

## Pump Performance Curve

GPM-3, UP26-99 and UP26-116, Three in Series



Curves are manufacturer's reported averages using water at 68° F.

Environol™ is a trademark of WFI International, Inc.

## Approved Antifreeze

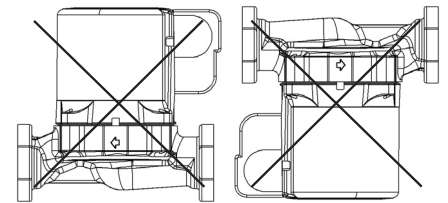
Ethanol  
 Methanol  
 Propylene Glycol  
 Environol™

## Mounting

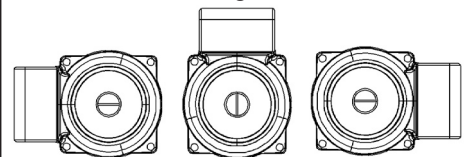
Module can be installed in both horizontal and vertical lines.

Module must be installed with the pump's motor shaft horizontal.

Do not install module with the pump's motor shaft vertical.



The terminal box should be located in one of the following orientations:

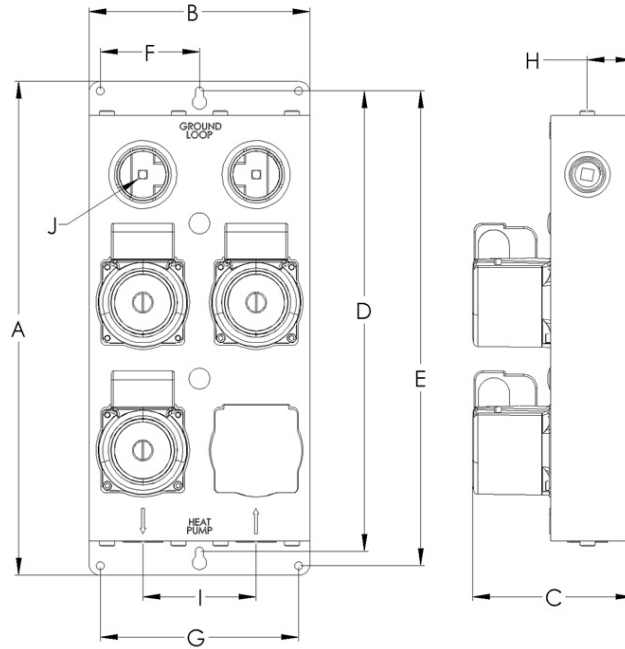


Module should be mounted indoors only.



GEO-FLO PRODUCTS CORPORATION  
 905 Williams Park Drive  
 Bedford, IN 47421  
 Phone: 812-275-8513 Fax: 812-275-8523  
 www.geo-flo.com

## Dimensional Data GPM-3 Foam Insulated Moduled



	A	B	C	D	E	F	G	H	I	J	WEIGHT	
Inches	21-3/4	9-3/4	7	20-1/4	20-7/8	4-3/8	8-3/4	2	5	3/8" DRIVE SOCKET	LBS	KG
CM	55.2	24.8	17.8	51.4	53	11.1	22.2	5.1	12.7		55	25

Fluid connections are 1" NPT (female).

Module includes two 5/16 hex head lag screws.

GPM-3 can be field upgraded to a GPM-4 by replacing the blank plate with a pump motor.

# GEO-FLO

GEO-FLO PRODUCTS CORPORATION  
 905 Williams Park Drive  
 Bedford, IN 47421  
 Phone: 812-275-8513 Fax: 812-275-8523  
[www.geo-flo.com](http://www.geo-flo.com)