




Submittal Data

VersaFlo® UPS40-240 Single Pump Module



Project Name:

Contractor:

Engineer:

Order Number:

Additional Information:

Technical Data

Circulator(s): Grundfos Series UPS40-240, 3-Speed, cast iron pump volute
 Cabinet: Powder-coated steel
 Insulation: CFC-free, polyurethane foam
 Valves: 2" Full-port, 3-Way, 4-Position flushing and service valve, Forged Brass, C37700, NBR seals

Max. Fluid Temperature: 140° F
 Min. Fluid Temperature: 20° F
 Max. Operating Pressure: 145 psi
 Min. Operating Pressure: 11.6 psi
 Ambient Air Temp: 32° to 104° F

Electrical Data

Motor: 230 Volt, 60 Hz, single phase, 2-pole, UL listed, internal thermal overload protection, insulation class H

Capacitor: 16 µF/400 V

Model	Max HP (Speed 3)	Speed	RPM	Amps	Watts	Starting Amps
UPS40-240, 1 X 230 V	1-1/2	3	3412	6.20	1350	11.80
		2	3322	5.55	1200	10.56
		1	3196	5.15	1100	9.80

Approved Antifreeze

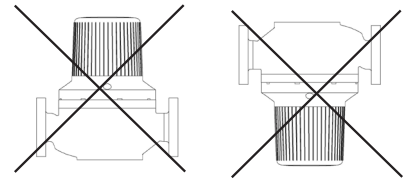
Ethanol
 Methanol
 Propylene Glycol
 Environol™

Mounting

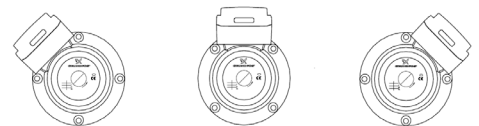
Module can be installed in both horizontal and vertical lines.

Module must be installed with the pump's motor shaft horizontal.

Do not install module with the pump's motor shaft vertical.



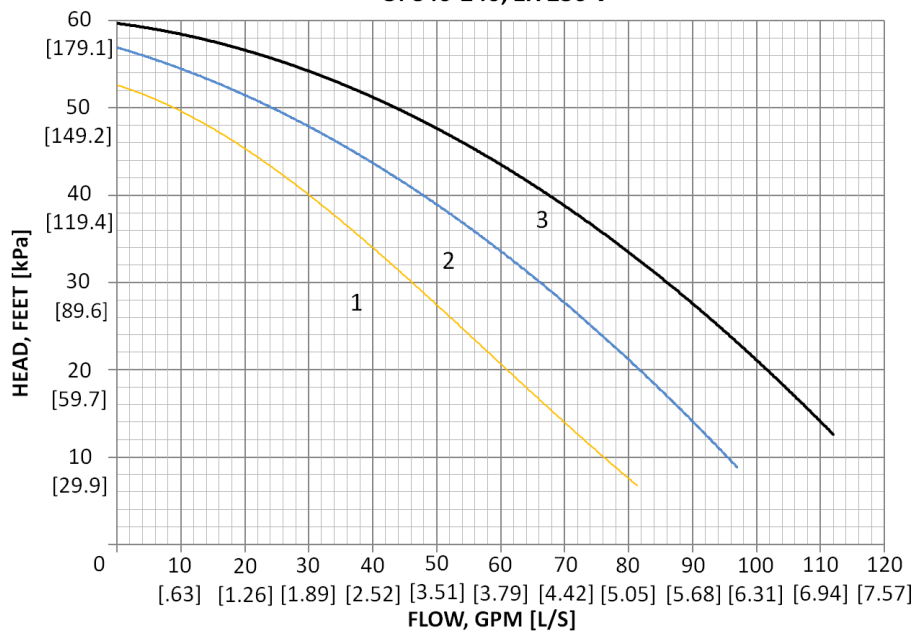
The terminal box should be located in one of the following orientations:



Module should be mounted indoors only.

Pump Performance Curve

UPS40-240, 1X 230 V



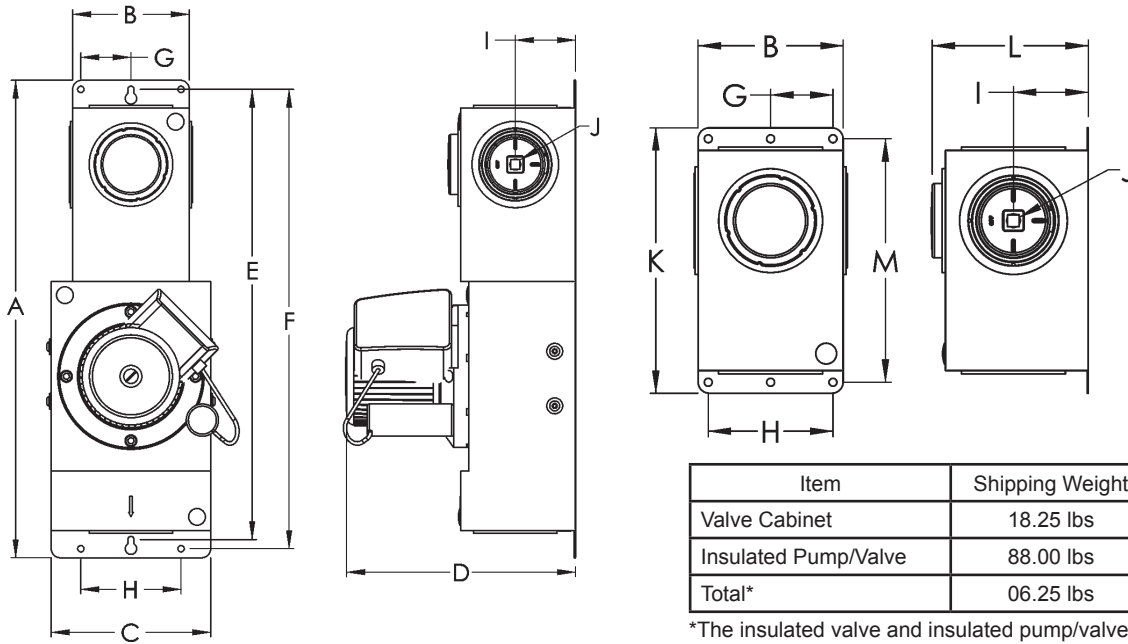
Curves are manufacturer's reported averages using water at 68° F.

VersaFlo® is a registered trademark of Grundfos Pumps Corporation.
 Environol™ is a trademark of WFI International, Inc.



GEO-FLO PRODUCTS CORPORATION
 905 Williams Park Drive
 Bedford, IN 47421
 Phone: 812-275-8513 Fax: 812-275-8523
 www.geo-flo.com


Dimensional Data VersaFlo® UPS40-240 Single Pump Module



	A	B	C	D	E	F	G	H	I	J	K	L	M
Inches	26-1/4	6-3/8	8-3/4	12-9/16	24-3/4	25-1/4	2-3/4	5-1/2	3-5/16	1/2" DRIVE SOCKET	11-3/4	6-7/8	10-3/4
CM	66.7	16.3	22.2	31.9	62.9	64.1	7	14	8.4		29.8	17.5	27.3

Flo-Link XL™ Adapter Fittings

Flo-Link XL adapter sets (2 fittings per set) consist of brass, aluminum or HDPE fittings, brass retaining nuts, NBR o-ring seals and stainless steel retaining rings. The Flo-Link XL adapters are pushed into the female ports on the module and secured by hand-tightening the nut.



3318	2" FPT x Flo-Link XL
3320	1-1/2" FPT x Flo-Link XL
3380	1" Cam x Flo-Link XL
3486	1.5" Cam x Flo-Link XL
3395	2" Copper SWT x Flo-Link XL
3463	1-1/4" Socket Fusion x Flo-Link XL
3464	1-1/2" Socket Fusion x Flo-Link XL
3465	2" Socket Fusion x Flo-Link XL
3397	2" Hose Barb x Flo-Link XL
3485	Garden Hose Female x Flo-Link XL

Note: Installation Hose kits are available.

GEO-FLO

GEO-FLO PRODUCTS CORPORATION
 905 Williams Park Drive
 Bedford, IN 47421
 Phone: 812-275-8513 Fax: 812-275-8523
www.geo-flo.com